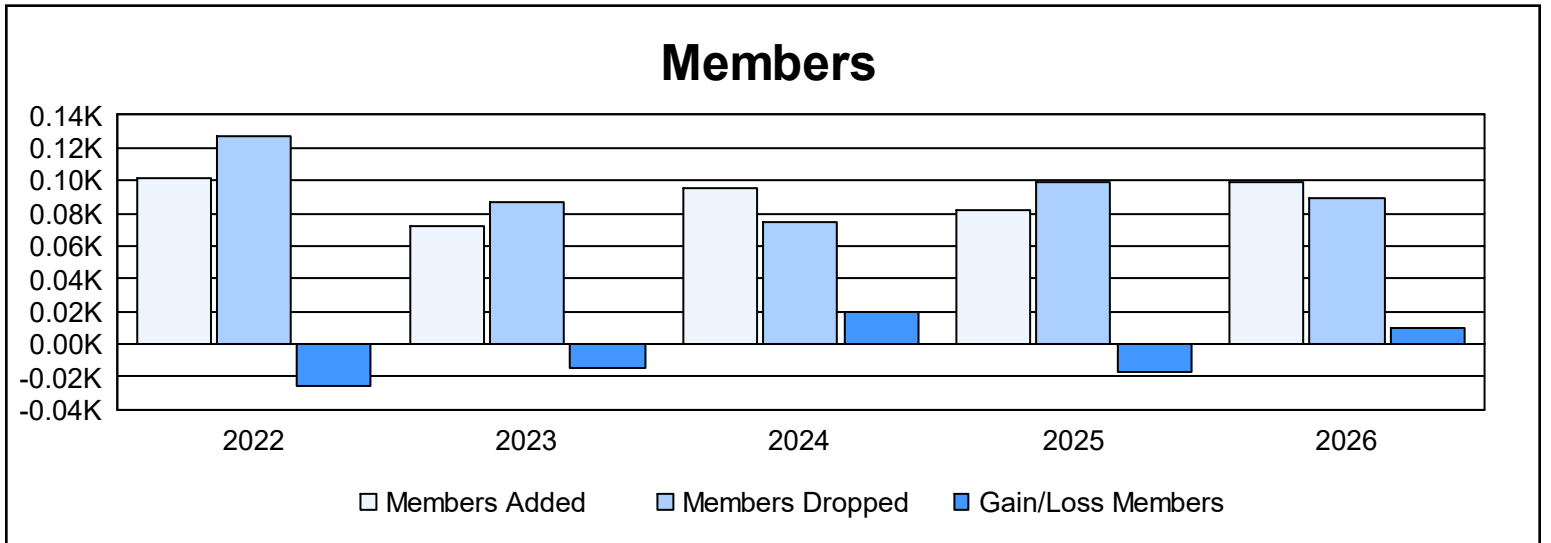
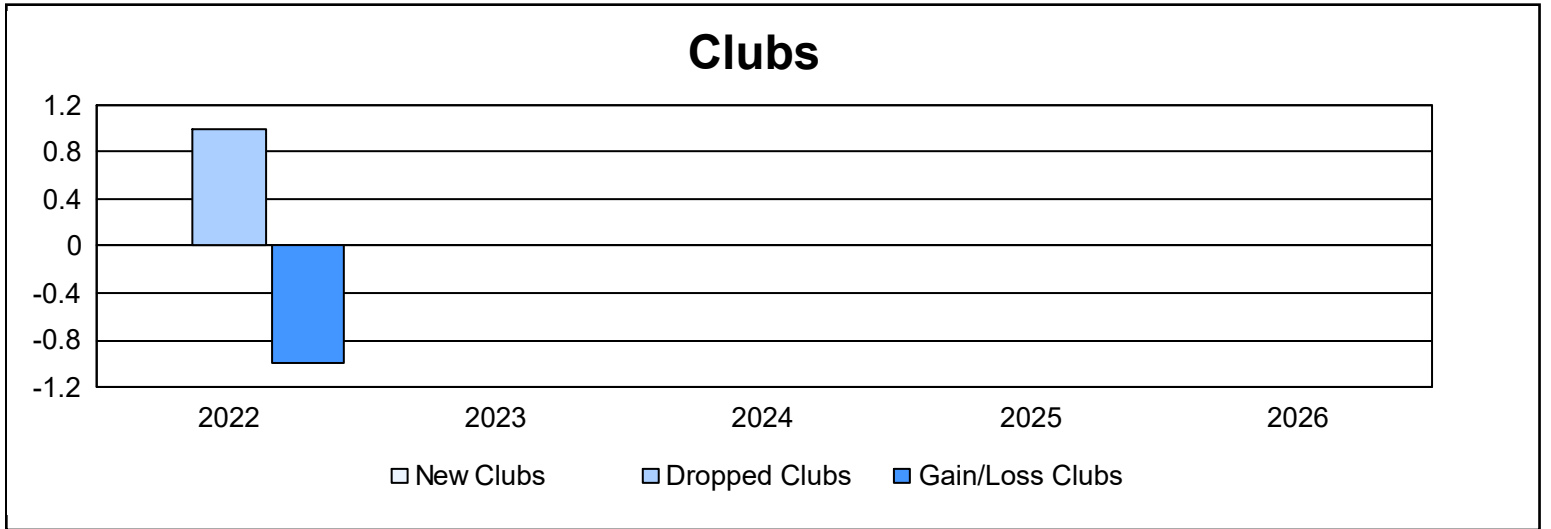
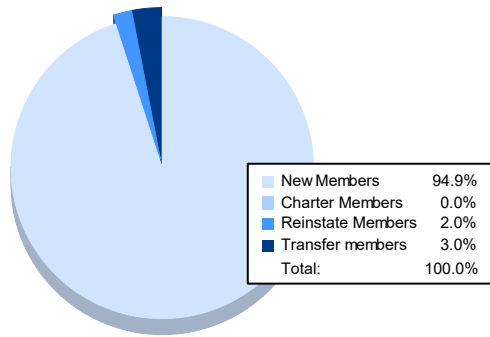


Year	New Clubs	Dropped Clubs	Gain/ Loss Clubs	New Members	Charter Members	Reinstate Members	Transfer Members	Total Member Added	Total Members Dropped	Gain/ Loss Members
2021-2022	0	1	-1	98	0	2	2	102	127	-25
2022-2023	0	0	0	69	1	0	2	72	87	-15
2023-2024	0	0	0	88	0	2	5	95	75	20
2024-2025	0	0	0	77	0	2	3	82	99	-17
2025-2026	0	0	0	94	0	2	3	99	89	10
<b>Average</b>	<b>0</b>	<b>0</b>	<b>0</b>	<b>85</b>	<b>0</b>	<b>2</b>	<b>3</b>	<b>90</b>	<b>95</b>	<b>-5</b>



### Membership Composition May 2026 Cumulative



### Gender Composition May 2026 Cumulative

